

中 空 南 京 地 表 径 流 图

1:500,000 比例尺

南京



南京

1:500,000 比例尺

5	46
5.1	47
5.2	48
5.3	49
5.4	51
5.5	52
6	54

1	56
2	57
3	62
4	63
5	65
6	66

1	2021	6
0			
2	2018—2021	9
3	>~	10
60			60
4	2020—2021	3

1998

“ ” “ ”

2019

“ ”

B 2021

2021

“ ”

“ ”

“ ”

“ ”

“ ”

“ + ”

“ ” 2020—2021 ”

“ ”

6 -

200

37000

2021

98.27%

2021

3+

” +nb

E4Q

• b

?

—

2

1

1.1

“

”

“

”

C

1

“ ”

“ ” “ ”

“ ”

3000

“ ”“ ”“ ”“ ”“

” 12

45

51

116

1155



446	425	429.40	1
452	424	429.93	1
446	422	430.00	1
425	417	420.29	1
458	446	450.23	2
462	445	449.60	2
455	444	446.76	2
458	443	447.00	2
452	442	444.92	2
455	440	442.62	2
455	440	442.00	2
444	437	438.46	2
458	435	439.40	2
464	434	438.88	2
452	433	436.50	2
453	431	435.93	2
455	431	435.45	2
466	445	448.63	3

(b

“ ”

2020 11 2020

2021 325


17100 2021 4—5

“ ”2021 222

8319 2021 10

11600 2021

37000 7



“ ”

2021

335 326 97.3%

2021 5197

5107 98.27% 2020 1456 98.29% 0.42%
 2021 1456 98.29% 0.42%
 98.71% 2020 98.29% 0.42%
 500 528 1.60%
 73.77%

2 2018—2021
 ↓

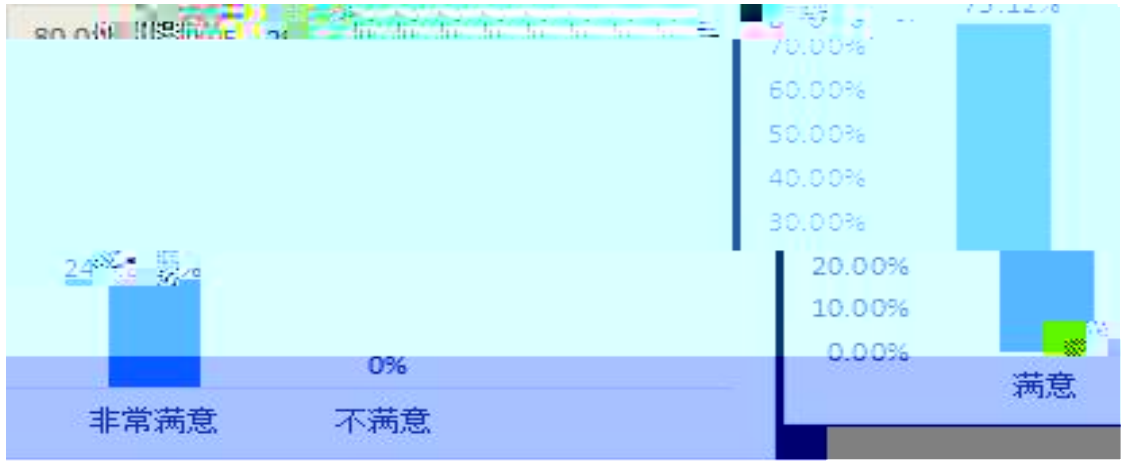
	2018	2019	2020	2021
	5646	5344	5297	5197
	444	447	831	1138
	5101	4769	4333	3969
	63	71	107	83
	1852	1322	1373	1269
	4380	4215	3431	3194
500	393	511	677	528
%	98.21	97.60	97.49	98.27

2021 815
 3100—4500 3866.80 2020

f P 200 p

2021 " D

>



2 2021

1.3

2021

“ ”

16783

16611

84.66

15.09

9.48

1440.4

10896.56

3.21

85.19

37.47

3

1468

7

4

3

1406220	84.66	54
250677	15.09	14
157537	9.48	6.5
182877000	10896.56	4000
14404000	—	1000
1429800	85.19	80



53800

3.21

3

6



{

“ +

+ ” 23 +

20 15 5

1 20

“ ”

60 2021

2 1

3 2 1

2177

828

41

88

1367

859.26

5

		2019—2020	2020—2021
1	8000	19	17
2	5000	488	516
3	5000	79	56
4	6000	8	22
5	2000/3000/4000	1918	2041

ž

6

		2019—2020	2020—2021
1	1000/500	1998	2177
2	500	756	828

“

”



10




2

3



37	2021.04.07
38	2021.04.06
39	2021.04.06
40	2021.04.08
41	2021.03.31
42	2021.03.31
43	2021.03.31
44	2021.04.09
45	2021.05.14
46	2021.05.21
47	2021.05.21
48	2021.05.21
49	2021.06.28
50	2021.06.28
51	2021.06.28
52	2021.07.01
53	2021.07.01
54	2021.07.01
55	2021.07.01
56	2021.07.01
57	2021.07.01
58	2021.07.01




2


2.1

2021

6

2





11 2020—2021

1+X





10 (EPPM)

()

11

()

12

()

13

()

14

()

15

()

16

()

17

()

18

()

19

()

20

()

21

()

,

22

()

,

23

()

24

()

25

()

26

()

27

()

28

()

29

()



30	()
31	()
32	()
33	()
34	()
35	()
36	()
37	()
38	5G ()
39	5G ()
40	B2B ()
41	()

2.2

35

155

12

8

5

15


“


+

”

“

”





2020—2021

a '38

4

25

25



“ ”

“ ”

“ ” “ ” “ ”

“

”

“ ”

5

1

83

2020



3

4

5

6

7


8



“ ”

APP

“



“ ”

“ ”

“ ”

“ ”

“ ”

3.3


“8 ”

2021

35


2021

56



5

20



—




4



“ ”

9

70



4.4

2019 “ + ” 2018 9
2020 71 15

10

20

3

0

50

100

7000

6

245



" "

“ + ”

“ + ”

“1+N

”

“ ”

“

” “ ”

2000 2800 7307 5791

984.0469

2020—2021



2035

“

”

“

”

”

“

”

”

”

”

			2020	2021
	1	%	97.85	98.27
	2	%	81.75	80.23
	3		3842.80	3866.80
12062	4	%	75.85	73.77
	5	%	99.06	99.38
	6	%	73.7	

2.1

			2021	2020
1		220	150	70
2		250	200	50
3		550	400	150
4		240	204	36
5		120	52	68
6		126	98	28
7		176	130	46
8		680	650	30
9		238	180	58
10		238	214	24
11		20	4	16
12		96	80	16
13		86	44	42
14		68	52	16
15		60	32	28
16		128	106	22
17		72	72	0
18		46	44	2
19		160	160	0
20		104	80	24
21		950	800	150
22		296	240	56
23		380	320	60
24		38	20	18
25		202	160	42
26		122	98	24
27		100	60	40
28		100	86	14
29		158	132	26
30		66	46	20

			2021	2020
31		226	96	130
32		236	210	26
33		138	118	20
34		166	136	30
35		274	134	140
36		120	98	22
37		202	180	22
38		136	112	24
39		42	16	26
40				

			2021	2020
--	--	--	------	------

62

116

10

106

63

244

171

223

114

225

193

50

185

98

80

118

			2020	2021
	1	—	17.84	13.99
	2	%	90.88	84.45
	3	%	33.77	34.51
			2140	2309
	4		1162	1346
12062			97	95
	5	Mbps	10000	

2020 2021

1 88 107 —

2 11340 7520 —

3 “ ” 2006 0 —

4 9540 160 —

5 4 3 (IAPP)

12062

4 4

Suffa

Ned

6

Ned

F

F

e

P

O

		2020	2021
		15678	16872
		5297	5197
		5164	5107
12062	—	—	—
	A :	1373	1269
1	B :	182	190
	C :	3431	3194
	D :	677	765
	: 500	677	528

2



6

2020

2021

1

12062



THE UNIVERSITY OF CHICAGO
CHICAGO, ILLINOIS

THE UNIVERSITY OF CHICAGO
CHICAGO, ILLINOIS

THE UNIVERSITY OF CHICAGO

CHICAGO, ILLINOIS

THE UNIVERSITY OF CHICAGO